KL-0280-602 KC

Application example:

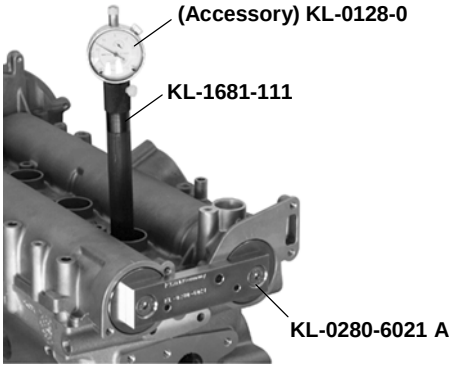

Scope of delivery:

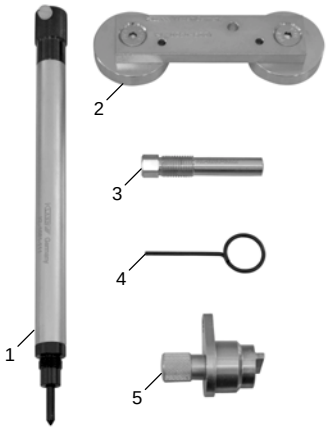

Accessories: KL-0128-0

KL-0280-602 KC Locking Tool Set

Suitable for VW-Audi 1.2 TSI/TFSI; 1.4 FSI/TSI/TFSI and 1.6 FSI petrol engines.

Engine code:
FSI: AXU, BAG, BKG, BLF, BLN, BLP, BMY, BTS;

TSI: CAVA, CAVB, CAVC, CAVD, CAVE, CAVF, CBZB, CDGA, CKMA, BLG, BMY, BWK;

TFSI: CAVG, CAXA, CAXC, CBZA

e.g. Audi A3; Skoda Octavia; VW Polo, Golf, Golf Plus, Touran

Field of Application

For locking and positioning camshafts, crankshafts and timing chain tensioners.

Required for checking and adjusting the camshaft timing. This tool is indispensable when replacing a timing chain or during engine repairs.

⚠ Warnings and Notes

- Do not attempt to start the engine whilst the tools of the locking tool set **KL-0280-602 KC** are still installed.
- Any work on vehicles should only be performed by qualified personnel observing and complying with the directions, provisions, and safety regulations issued by the vehicle manufacturer.
- Only the vehicle manufacturer's data apply to any work on the vehicle.
- All specific vehicle data stated herein are supplied under reserve and without commitment.

Scope of delivery

Pos.	Part No.	Description	Qty.
	KL-0280-602 KC	**Locking Tool Set VW**	**1**
	consists of:		
1	KL-1681-111	Adaptor M14x1.25 for TDC Adjusting	1
2	KL-0280-6021 A	Setting gauge for camshafts	1
3	KL-0280-6022	Locking screw for crankshaft	1
4	KL-0180-3015	Retaining pin Ø1.5 mm	1
5	KL-0280-6023	Locking pin for camshaft	1
	KL-0280-6029 A	Plastic storage case	1

Accessories: KL-0128-0 Dial Gauge Ø 40 mm

Dial gauge plunger and clamping shank made of stainless steel; design and measurements according to accuracy DIN 878-E.

Graduation: ..... 0.01 mm
Working range: ..... 5 mm
Outer race-Ø: ..... 40 mm
1 pointer revolution: ..... 0.5 mm
Clamping shank-Ø: ..... 8 mm

© 2013 KLANN-Spezial-Werkzeugbau-GmbH, Germany

Produkt-Information komplett durchlesen und verstehen.



Pflege und Reinigung.

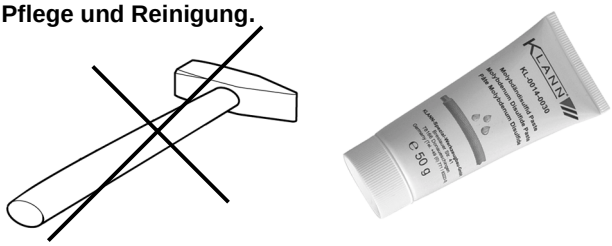

Carefully read the Product Information and make sure you have understood it correctly.



Care and cleaning.

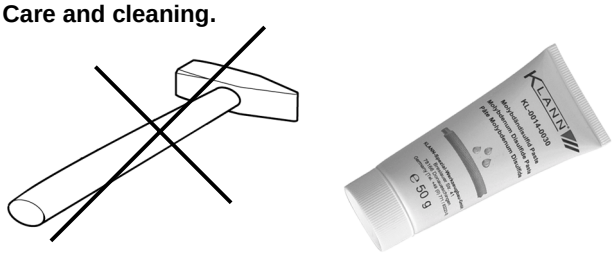

Lisez entièrement l'information produit et assurez-vous de l'avoir bien comprise.



Entretien et nettoyage.

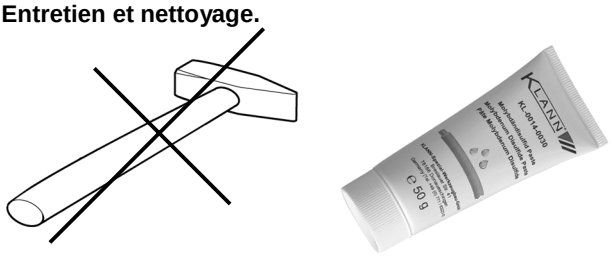

Vorschriften und Hinweise

- Arbeiten an Fahrzeugen nur durch Fachpersonal unter Beachtung der Hinweise, Vorschriften und Sicherheitsvorschriften des Fahrzeugherstellers durchführen!
- Für alle Arbeiten am Fahrzeug gelten nur die vom Fahrzeug-hersteller vorgegebenen Daten.
- Alle angegebenen fahrzeugspezifischen Daten erfolgen unter Vorbehalt.
- Vor Inbetriebnahme durch Sichtprüfung überzeugen, dass das Werkzeug keine Beschädigung aufweist.

Folgende Punkte sind unbedingt zu beachten:

- Vor Arbeitsbeginn Produkt-Information komplett durchlesen und verstehen.
- Niemals mit einem Hammer auf das Werkzeug schlagen.
- Werkzeug stets sauber halten. Als Schmiermittel für Spindeln und Gewinde ausschließlich Molybdändisulfid Paste **KL-0014-0030** verwenden.
- Generell dürfen nur KLANN Original-Ersatzteile verwendet werden.

Warnings and Notes

- Any work on vehicles should only be performed by qualified specialist personnel observing and complying with the directions, provisions, and safety regulations specified by the vehicle manufacturer.
- Only the vehicle manufacturer's data apply any work on the vehicle.
- All specific vehicle data stated herein are supplied under reserve and without commitment.
- Before putting the tool into operation, visually check that it is not damaged.

It is imperative to observe the following points:

- Before starting work, read the Product Information carefully and make sure you have understood it correctly.
- Never use a hammer on the tool!
- Always keep the tool clean. To lubricate spindles and threads, use Molybdenum Disulphide Paste **KL-0014-0030** only**.**
- ONLY use Original KLANN spare parts and accessories on the tool.

Prescriptions et remarques

- Toute intervention sur le véhicule ne doit être effectuée que par du personnel spécialisé qualifié, tout en respectant les recommandations, prescriptions et consignes de sécurité du constructeur du véhicule.
- Pour toute intervention sur le véhicule, seules les données spécifiées par le constructeur du véhicule sont valables.
- Toutes les caractéristiques spécifiques au véhicule mentionnées sont données sous réserve.
- Avant la mise en service, contrôler visuellement que l'outil ne présente pas d'endommagement.

Les points suivants sont impérativement à respecter :

- Avant de commencer le travail, lisez entièrement l'information produit et assurez-vous de l'avoir bien comprise.
- N'utilisez pas de marteau sur l'outil!
- Maintenez toujours l'outil en bon état de propreté. N'utilisez que de la pâte de bisulfure au molybdène **KL-0014-0030** pour lubrifier les tiges filetées et les filetages**.**
- Utilisez exclusivement les pièces de rechange et les accessoires d'origine KLANN sur l'outil.

© 2013 KLANN-Spezial-Werkzeugbau-GmbH, Germany