

# FLOS

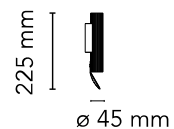
F2340015 Anodized Copper

## Flauta H225 Riga

Designed by Patricia Urquiola, 2020

12W - 493lm - 2700K - CRI> 95

Collection of wall-mounted light fittings with dual light emission, available in various lengths. The units are characterised by the surface etching in two refined variations: Flauta Riga, with vertical lines, and Flauta Spiga, characterized by an elegant and sophisticated angular pattern. Rounding out the device is a deflector accessory painted to match the finish of the lamp body. It can be installed as desired on the upper or lower head to create a decorative effect with reflected light. The structure is made of aluminium treated with a chemical conversion process for effective resistance to atmospheric agents. The powder coating of the body is available in various finishes according to the QUALICOAT standard. LED light source included. Integrated 220–240 V electrical power with DALI dimmer. Comes with deflector for optional installation on the upper or lower head. LED light source included. Integrated 220–240 V electrical power with DALI dimmer. Comes with deflector for optional installation on the upper or lower head.



Are you a professional and your project needs consulting and support?

[BOOK AN APPOINTMENT](#)

### Download

[Mounting instructions](#)

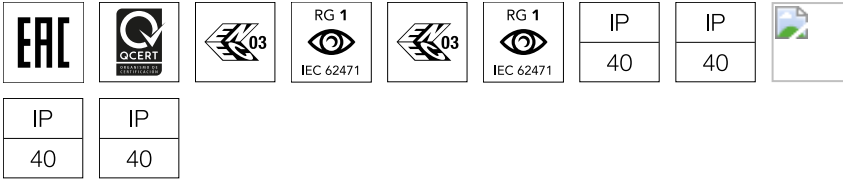


### Main specifications

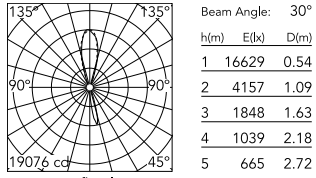
EAN	8059607030844
Mounting	Wall
Environments	Indoor dry location
Light Source Type	LED
LED type	LED Module
Power (W)	12
System power (W)	12
Source flux (lm)	493lm
System flux (lm)	493

### Physical

Colour	Anodized Copper
Net weight (kg)	0.8
Package volume (m3)	0.01
IP internal	40
IP external	40



## Schematic light drawing



The above drawing is for illustrative purposes only and refers to product code: F23400XXWFLAUTA-H225-RIGA\_12W-LED\_DEFLETTORE

### Photometric

Lighting type	Indirect, Direct
Light distribution	Asymmetric
CCT (K)	2700
CRI>	95
Extreme cut off	No

### Electrical

Insulation class	II
Frequency (Hz)	50/60
Main voltage (Vac)	220-240
Power Supply	Integrated
Power Supply Type	Dimmable Push, Dimmable DALI 1
Dimming interface	Dimmer Integrated
Batteries inside	No