



AYTM

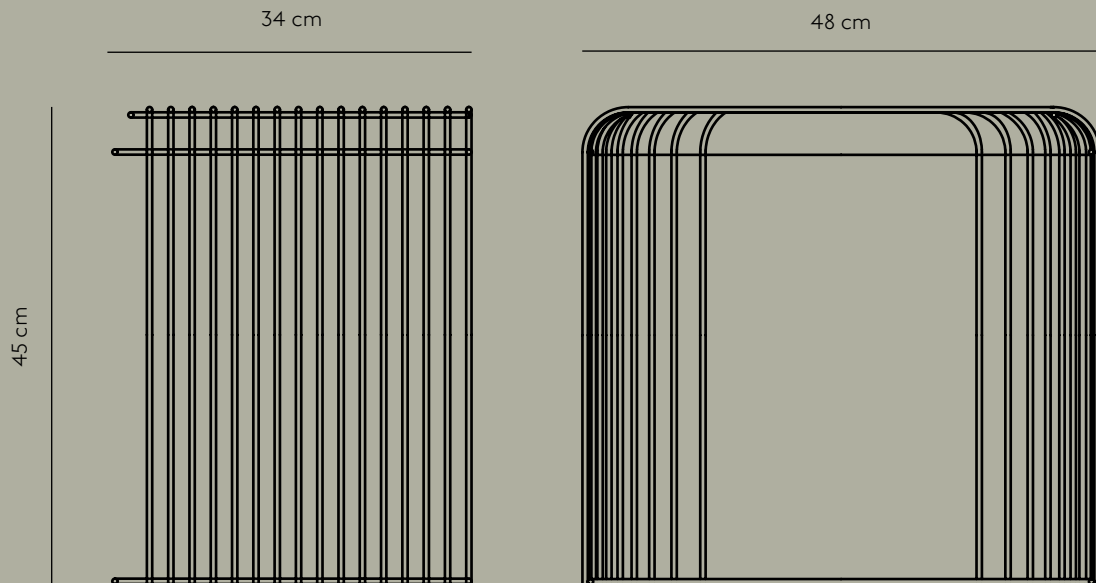
CURVA TABLE

Product sheet





SPECIFICATIONS

<i>PRODUCT TYPE</i>	Table
<i>PRODUCT NAME</i>	CURVA
<i>COLOURS</i>	Gold Silver Black Taupe
<i>DIMENSIONS</i>	L34 x W48 x H45 cm
<i>WEIGHT</i>	3,7 kg
<i>MATERIAL</i>	Steel w. brass plating Steel w. chrome plating Steel w. powder coating
<i>QUANTITY PER PARCEL</i>	1
<i>PACKAGING DIMENSIONS</i>	L36 x W50 x H47 cm
<i>PACKAGING WEIGHT</i>	4,8 kg



VARIATIONS



GOLD



Art. No.
506460005082

SILVER



Art. No.
506460004082

BLACK



Art. No.
506460050082

TAUPE



Art. No.
506460044082

CARE GUIDE — METALS

HOW TO CLEAN / POLISH

BRASS / STAINLESS STEEL

Make sure the metal is clean for dust and dirt on all surfaces before you begin polishing. Then apply an adequate amount of metal polish for brass / stainless steel with a soft and dry cotton cloth to the item. Use a soft & dry cloth to polish the surface before the polish has dried.

(Make sure to read the instructions on the metal polish for specific guidance)

PLATED IRON / STEEL / ALUMINIUM

To get rid of dirt and dust, mix a mild detergent with warm water. Dip a soft cloth into the water & wipe the item down with the cloth. If necessary, wipe the item dry with a soft dry cloth.

(Avoid scraping with an abrasive cloth, that could damage the surface)

POWDER COATED IRON / STEEL / ALUMINIUM

To get rid of dirt and dust, mix a mild detergent with warm water. Dip a lint free cloth into the water & wipe the item down with the cloth. If necessary, wipe the item dry with a soft dry cloth.

(Avoid scraping or rubbing the powder coating with an abrasive cloth that could damage or remove the coating from the surface)