



AYTM

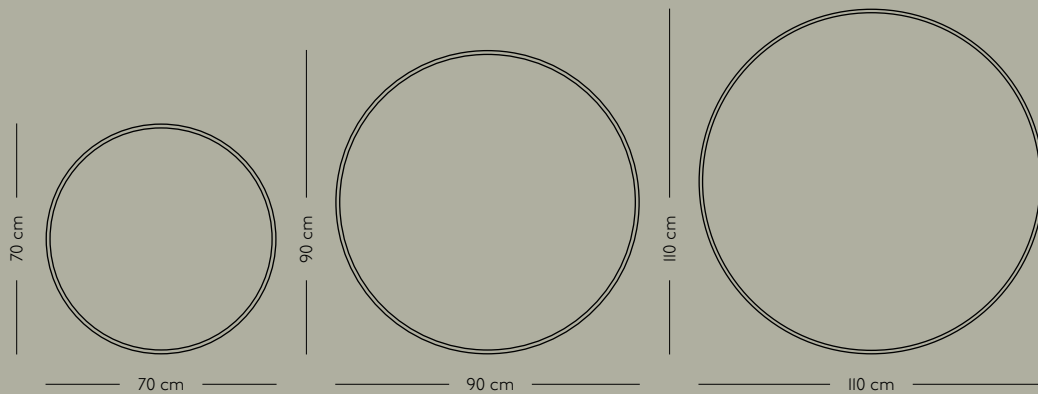
CIRCUM MIRROR

Product sheet



SPECIFICATIONS

<i>PRODUCT TYPE</i>	Mirror
<i>PRODUCT NAME</i>	CIRCUM
<i>COLOURS</i>	Amber Black Clear & Black Clear & Taupe Rose
<i>DIMENSION</i>	Small: L:70 W:70 H:2 cm Medium: L:90 W:90 H:2 cm Large: L:110 W:110 H:2 cm
<i>WEIGHT</i>	Small: 5,7 kg Medium:8,8 kg Large: 11,9 kg
<i>MATERIAL</i>	Mirror & MDF
<i>QUANTITY PER PARCEL</i>	1
<i>PACKAGING DIMENSIONS</i>	Small: L:84 W:84 H:7 cm Medium: L:102 W:102 H:7 cm Large: L:122 W:122 H:7 cm
<i>PACKAGING WEIGHT</i>	Small: 6,75 kg Medium: 9,75 kg Large: 13,5 kg

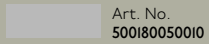


VARIATIONS

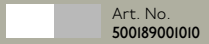
AMBER Ø70



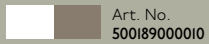
BLACK Ø70



CLEAR/BLACK Ø70



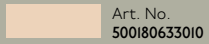
CLEAR/TAUPE Ø70



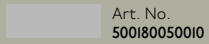
ROSE Ø70



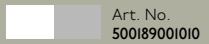
AMBER Ø90



BLACK Ø90



CLEAR/BLACK Ø90



CLEAR/TAUPE Ø90



ROSE Ø90



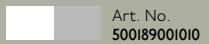
AMBER Ø110



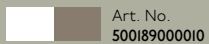
BLACK Ø110




CLEAR/BLACK Ø110



CLEAR/TAUPE Ø110



ROSE Ø110



CARE GUIDE — MIRROR

HOW TO CLEAN / POLISH

MIRROR

Make sure the mirror is clean for dust & dirt on all surfaces before you begin the cleaning. If the mirror is extremely stained use vinegar added water on a cotton pad to wipe of the dirt. Spray glass cleaner on the item. Use a dry microfibre cloth to spread the cleaner and wipe the item dry and shiny.

(Avoid rubbing with an abrasive cloth, that it could damage the surface. Keep in mind that some cleaning products will leave streaks on glass, so make sure to use one designed specifically for glass)