



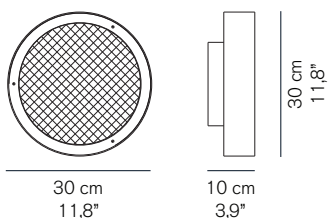
BERLIN 720

Christophe Pillet
2017

Lampada da parete/soffitto a luce diretta e diffusa in metallo. Diffusore in vetro retinato sabbato.

Wall/ceiling lamp giving direct and diffused light in metal. Sand-blasted wired glass diffuser.

DIMENSIONI/DIMENSIONS



MATERIALI/MATERIALS


metallo/vetro retinato sabbato
metal/sand-blasted wired glass

COLORE/COLORS

anodizzato ottone/anodized brass

SORGENTI/BULBS

2 x max 10 W - E14 (LED)
3000° K - 2 x 550 lm

 fornita senza lampadina
equipped without bulb

MARCHI/MARKS



INFORMAZIONI AGGIUNTIVE/ FURTHER INFORMATION



classe I
class I



classe energetica: A*
energy class: A*

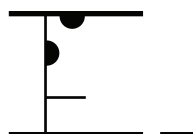
IMBALLO/PACKAGING



dim./dim. 38x38x24 cm / 15"x15"x9,5"
volume/volume 0,0346 m³ / 1,22 ft³
peso/weight 3,8 kg / 8,37 lb

TIPOLOGIA/TYPE

interno - lampada da parete/soffitto
indoor - wall/ceiling lamp



CURVA FOTOMETRICA/ PHOTOMETRIC CURVE



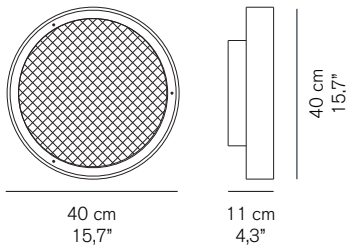
BERLIN 721

Christophe Pillet
2017

Lampada da parete/soffitto a luce diretta e diffusa a led in metallo. Diffusore in vetro retinato sabbato.

Wall/ceiling lamp giving direct and diffused led light in metal. Sand-blasted wired glass diffuser.

DIMENSIONI/DIMENSIONS



MATERIALI/MATERIALS


metallo/vetro retinato sabbato
metal/sand-blasted wired glass

COLORE/COLORS

anodizzato ottone/anodized brass

SORGENTI/BULBS

2 x max 15 W - E27 (LED)
3000° K - 2 x 820 lm

 fornita con lampadina
equipped with bulb

MARCHI/MARKS



INFORMAZIONI AGGIUNTIVE/ FURTHER INFORMATION



classe I
class I



classe energetica: A+
energy class: A+

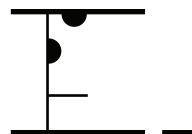
IMBALLO/PACKAGING



dim./dim. 47x47x28 cm / 18,5"x18,5"x11"
volume/volume 0,0618 m³ / 2,18 ft³
peso/weight 6,1 kg / 13,45 lb

TIPOLOGIA/TYPE

interno - lampada da parete/soffitto
indoor - wall/ceiling lamp



CURVA FOTOMETRICA/ PHOTOMETRIC CURVE



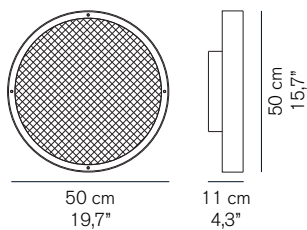
BERLIN 722

Christophe Pillet
2017

Lampada da parete/soffitto a luce diretta e diffusa a led in metallo. Diffusore in vetro retinato sabbato.

Wall/ceiling lamp giving direct and diffused led light in metal. Sand-blasted wired glass diffuser.

DIMENSIONI/DIMENSIONS



MATERIALI/MATERIALS


metallo/vetro retinato sabbato
metal/sand-blasted wired glass

COLORE/COLORS

anodizzato ottone/anodized brass

SORGENTI/BULBS

4 x max 15 W - E27 (LED)
3000° K - 4 x 820 lm

 fornita senza lampadina
equipped without bulb

MARCHI/MARKS



INFORMAZIONI AGGIUNTIVE/ FURTHER INFORMATION



classe I
class I



classe energetica: A+
energy class: A+

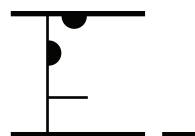
IMBALLO/PACKAGING



dim./dim. 58x58x35 cm / 22,8"x22,8"x13,8"
volume/volume 0,1177 m³ / 4,16 ft³
peso/weight 11 kg / 24,25 lb

TIPOLOGIA/TYPE

interno - lampada da parete/soffitto
indoor - wall/ceiling lamp



CURVA FOTOMETRICA/ PHOTOMETRIC CURVE