



Tense Pendant

The Tense Pendant Lamp appears like a soft cloud has floated in. A truly modern construction, its soft Tyvek diffuser represents a material both durable and soft – whilst being 100% recyclable. The flexibility of this paper-like diffuser allows its slim frame to accentuate the cloud like qualities of the Tense Pendant Lamp. Finished with a slimline LED light source, all components fit into a slim box for ease of transport. A truly modern approach to lighting.

Product highlights

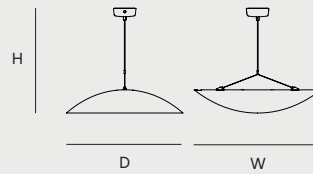
- Part of the Tense family that offers a wall lamp, a table lamp, a chandelier and pendants in various sizes.
- Compliant with CE and ETL standards for use in both EU and US markets.
- Available in three sizes.
- Magnetic hanging system.
- Made in lightweight, durable Tyvek® material.



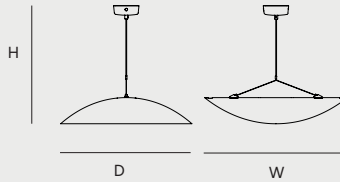
Product Type	Pendant Lamp, Lighting
Designer	Panter & Tourron, 2020
About the Designer	With a strong focus on research into new formal codes and visual experiences, the Swiss studio of Panter & Tourron works at the intersection of technology, design and society. Material and technological innovation allows for unexpected work that defines a new vision of luxury and pushes the boundaries of contemporary design today.
Environment	Indoor
Country of Origin	PRC
Assembly Requirements	The shade needs to be unfolded, stabilized and attached to the light source.
Material	The Tense Pendant Lamp features a carbon rod construction, which applies tension to a sewn Tyvek® shade. The pendant is suspended by cables featuring specialized magnet parts.
Light Source included	Yes
Cleaning & Care	Turn off the electricity before cleaning the lamp. Wipe the product with a soft dry cloth. Do not use any abrasive cleaning tools, and never use strong cleaning agents such as household glass cleaner, white spirit, or turpentine.

Dimensions

Ø55
Height: 150 mm / 5.9"
Width: 500 mm / 19.7"
Depth: 500 mm / 19.7"
Cord Length: 5000 mm / 196.9"
Canopy: Ø: 140 mm / 5.5" x H: 50 mm / 2"



Ø70
Height: 150 mm / 5.9"
Width: 700 mm / 27.6"
Depth: 700 mm / 27.6"
Cord Length: 5000 mm / 196.9"
Canopy: Ø: 140 mm / 5.5" x H: 50 mm / 2"

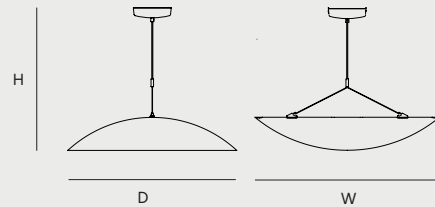


Ø90
Height: 150 mm / 5.9"
Width: 900 mm / 35.4"
Depth: 800 mm / 31.5"
Cord Length: 5000 mm / 196.9"
Canopy: Ø: 140 mm / 5.5" x H: 50 mm / 2"

Ø120
Height: 150 mm / 5.9"
Width: 1200 mm / 47.2"
Depth: 800 mm / 31.5"
Cord Length: 5000 mm / 196.9"
Canopy: Ø: 140 mm / 5.5" x H: 50 mm / 2"

Packaging Dimensions

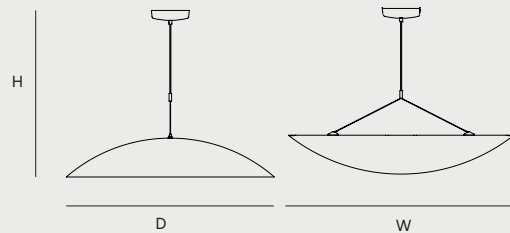
Ø55
Height: 115 mm / 4.5"
Width: 655 mm / 25.8"
Depth: 365 mm / 14.4"



Ø70
Height: 140 mm / 5.5"
Width: 960 mm / 37.7"
Depth: 480 mm / 18.8"

Ø90
Height: 120 mm / 4.7"
Width: 1070 mm / 42.1"
Depth: 520 mm / 20.5"

Ø120
Height: 120 mm / 4.7"
Width: 1180 mm / 46.5"
Depth: 640 mm / 25.2"



Weight

Ø55
0.7 kg / 1.5 lbs

Ø70
0.9 kg / 2 lbs

Ø90
1.3 kg / 2.9 lbs

Ø120
1.5 kg / 3.3 lbs

Weight Incl Packaging

Ø55
2.1 kg / 4.6 lbs

Ø70
3.2 kg / 7.1 lbs

Ø90
5.1 kg / 11.2 lbs

Ø120
5.8 kg / 12.8 lbs

Versions



Item No: 21240/ 21240US
Variant: Tense Pendant Lamp Ø55



Item No: 21230/ 21230US
Variant: Tense Pendant Lamp Ø70



Item No: 21210/ 21210US
Variant: Tense Pendant Lamp Ø90



Item No: 21220/ 21220US
Variant: Tense Pendant Lamp Ø120

Lamp Rating

Voltage	CE: 220-240 V, ETL: 110-120 V
Frequency	50/60 Hz
IP-Rating	IP20
Classification	Class II

Light Source Specification

Ø55

Item	LED
Watt	10 W
Lumen	700 lm
Lumen Maintenance	60000 h
Kelvin	2700
CRI	85
Dimmable	Yes
Light Distribution Curve	Wide Cone 120
SDCM Curve	6

Ø70

Item	LED
Watt	15 W
Lumen	1000 lm
Lumen Maintenance	60000 h
Kelvin	2700
CRI	85
Dimmable	Yes
Light Distribution Curve	Wide Cone 120
SDCM Curve	6

Ø90/ Ø120

Item	LED
Watt	22 W
Lumen	1500 lm
Lumen Maintenance	60000 h
Kelvin	2700
CRI	85
Dimmable	Yes
Light Distribution Curve	Wide Cone 120
SDCM Curve	6

Tests & Certificates

Lighting Certifications
CE, ETL

High res images and 2D/3D files available for download at:
newworks.presscloud.com